

Robot *i* series

ROBOT

Cost Savings through Intelligent Robotization for the 21st Century

GENERAL CATALOG

FANUC

Advantage of using robots

- FANUC Robots will provide your factories with a wide range of advantages.

Increased Productivity

- Robots are able to handle products that are too heavy and unsafe for humans to lift.
- Robots are able to operate faster than humans.
- Robots can work nights, weekends, holidays, and in "lights out" facilities without a rest.

Improved Work Reliability

- Robots are highly durable and can be relied on for a long-term operation.
- Robots are able to perform complex tasks and operations on behalf of humans.
- No sudden surprises such as sick leave or retirement exists.

Collaborative Operation



Higher Product Quality

- Robots are more accurate than manual labor.
- Robots provide higher product quality more consistently than manual labor.

Reduced Costs

- Replacing manual operations with robots can reduce personnel costs.
- Easier system or process changeover can be realized.


Spot Welding



Various application of robots

- FANUC has a wide range of robot types and models available for various applications.
- Various features are available for FANUC robots to make a maximum use of robot flexibilities.


Load/unload



Arc Welding




Bin Picking




Logistics/Warehouse



Assembly



Deburring



Pharmaceuticals



Food Packing



Error Proofing



Laser Cutting



Washing



Painting



FANUC Robot *i* series



Collaborative Robot

FANUC Robot CRX series		CRX-5iA	CRX-10iA	CRX-10iAL	CRX-20iAL	CRX-25iA
	Controlled axes			6		
	Max.payload at wrist	5kg	10kg		20kg	25kg(Max.30kg)
	Motion range(X,Y)	994mm, 1988mm (To end of flange) (J4=+90deg.)	1249mm, 2498mm (To end of flange) (J4=+90deg.)	1418mm, 2836mm (To end of flange) (J4=+90deg.)		1889mm, 3778mm (To end of flange) (J4=+90deg.)
	Repeatability	±0.03mm		±0.04mm		±0.05mm
	Mass	25kg		40kg	41kg	135kg
	Installation			Floor, Upside-down, Angle		
	Matching controller			R-30iB Mini Plus		
	Application			Handling, Assembling, Arc welding		

FANUC Robot CR-35iB		CR-35iB
	Controlled axes	6
	Max.payload at wrist	35kg (Max.50kg)
	Motion range(X,Y)	1831mm (35kg payload mode), 3266mm 1643mm (50kg payload mode), 3266mm
	Repeatability	±0.03mm
	Mass	386kg
	Installation	Floor
	Matching controller	R-30iB Plus(A-cabinet)
	Application	Handling, Assembling

SCARA Robot

FANUC Robot SR series		SR-3iA	SR-3iA/H	SR-6iA	SR-6iA/H	SR-12iA	SR-20iA
	Controlled axes	4	3	4	3	4	4
	Max.payload at wrist	3kg		6kg		12kg	20kg
	Motion range(X,Y)	400mm, 800mm		650mm, 1300mm		900mm, 1800mm	1100mm, 2200mm
	Stroke(Z)	200mm		210mm		300mm(option:450mm)	
	Repeatability	J1+J2 axis J3 stroke J4 axis		±0.01mm			±0.02mm
	Mass	±0.004*		±0.004*		±0.005*	
	Installation	19kg	17kg	30kg	28kg	53kg	64kg
	Matching controller			Floor, Wall R-30iB Compact Plus			
	Application			Handling			

FANUC Robot SR series		SR-3iA/C	SR-6iA/C	SR-3iA/U
	Controlled axes		4	
	Max.payload at wrist	3kg	6kg	3kg
	Motion range(X,Y)	400mm, 800mm	650mm, 1300mm	350mm, 700mm
	Stroke(Z)	200mm	210mm	140mm
	Repeatability	J1+J2 axis J3 stroke J4 axis	±0.01mm ±0.01mm ±0.004*	
	Mass	21kg	32kg	27kg
	Installation		Floor, Wall	Ceiling
	Matching controller		R-30iB Compact Plus	
	Application		Handling, Clean room	

Delta Robot

FANUC Robot M-1iA		/0.5A	/0.5S	/0.5AL	/0.5SL
	Controlled axes	6	4	6	4
	Max.payload at wrist		0.5kg(option:1kg)		
	Motion range(X,Y)	φ280mm, 100mm		φ420mm, 150mm	
	Repeatability		±0.02mm		
	Mass(without stand)	17kg	14kg	20kg	17kg
	Installation		Floor, Ceiling, Angle		
	Matching controller		R-30iB Mate Plus(Standard, open air)		
	Application	Handling, Assembling	Handling	Handling, Assembling	Handling

FANUC Robot M-2iA		/3S	/3SL
	Controlled axes		4
	Max.payload at wrist		3kg
	Motion range(X,Y)	φ800mm, 300mm	φ1130mm, 400mm
	Repeatability		±0.03mm
	Mass		130kg
	Installation		Ceiling
	Matching controller	R-30iB Plus(A-cabinet)/R-30iB Mate Plus(standard, open air)	
	Application	Handling	

FANUC Robot M-3iA		/6S	/12H
	Controlled axes	4	3
	Max.payload at wrist	6kg(option:8kg)	12kg
	Motion range(X,Y)		φ1350mm, 500mm
	Repeatability		±0.03mm
	Mass	160kg	155kg
	Installation		Ceiling
	Matching controller	R-30iB Plus(A-cabinet)/R-30iB Mate Plus(standard, open air)	
	Application	Handling	

FANUC Robot DR-3iB		/6 STAINLESS	/8L
	Controlled axes		4
	Max.payload at wrist	6kg	8kg
	Motion range(X,Y)	φ1200mm, 450mm	φ1600mm, 500mm
	Repeatability		±0.03mm
	Mass	250kg	170kg
	Installation		Ceiling
	Matching controller	R-30iB Plus(A-cabinet), R-30iB Mate Plus(standard) R-30iB Plus(A-cabinet), R-30iB Mate Plus(standard, open air)	
	Application	Handling	



LR Mate 200iD/4S LR Mate 200iD LR Mate 200iD/7L LR-10iA/10 ARC Mate 100iD/16S M-10iD/16S ARC Mate 100iD M-10iD/12 ARC Mate 120iD M-20iD/25 ARC Mate 120iD/35 M-20iD/35 ARC Mate 120iD/12L M-20iD/12L M-20iB/25

Mini Robot

FANUC Robot LR Mate 200iD		200iD	/7L	/4S	/14L	
FANUC Robot ARC Mate 50iD						
FANUC Robot ER-4iA						ER-4iA
	Controlled axes	6				
	Max.payload at wrist	7kg		4kg	14kg	
	Motion range(X,Y)	717mm, 1274mm	911mm, 1643mm	550mm, 970mm	911mm (load capacity<12kg), 1643mm (load capacity≥12kg), 1643mm	
	Repeatability	±0.01mm				
	Mass	25kg	27kg	20kg	27kg	20kg
	Installation	Floor, Upside-down, Angle				
	Matching controller	R-30iB Mate Plus(standard, open air)		R-30iB Mate Plus(standard, open air)		
	Application	Handling, Assembling, Arc welding, Sealing, Mold release spray, Deburring				
						Handling, Assembling

FANUC Robot LR Mate 200iD		/7WP	/7C	/7LC	/7H
	Controlled axes	6			
	Max.payload at wrist	7kg			
	Motion range(X,Y)	717mm, 1274mm	911mm, 1643mm		717mm, 1274mm
	Repeatability	±0.01mm			
	Mass	25kg	27kg		24kg
	Installation	Floor, Upside-down, Angle			
	Matching controller	R-30iB Mate Plus(standard, open air)			
	Application	Handling, Washing	Handling, Assembling, Clean room		Handling

Small/Medium Size Robot

FANUC Robot LR-10iA			/10
	Controlled axes	6	
	Max.payload at wrist	10kg	
	Motion range(X,Y)	1101mm, 1988mm	
	Repeatability	±0.02mm	
	Mass	46kg	
	Installation	Floor, Upside-down, Angle	
	Matching controller	R-30iB Mate Plus(standard, open air)	
	Application	Handling, Assembling, Sealing, Mold release spray, Deburring	

Arc Welding Robot, Small/Medium Size Robot

FANUC Robot ARC Mate 100iD		/16S	ARC Mate 100iD	/10L	/8L
FANUC Robot M-10iD			M-10iD/12		
	Controlled axes	6			
	Max.payload at wrist	16kg	12kg	10kg	8kg
	Motion range(X,Y)	1103mm, 1977mm	1441mm, 2616mm	1636mm, 3006mm	2032mm, 3762mm
	Repeatability	±0.02mm		±0.03mm	
	Mass	145kg	150kg		180kg
	Installation	Floor, Upside-down, Angle * Floor, Upside-down for 4BK			
	Matching controller	R-30iB Plus(A-, B-cabinet), R-30iB Mate Plus(standard)			
	Application	Handling, Assembling, Arc welding, Sealing, Deburring			

FANUC Robot ARC Mate 120iD		ARC Mate 120iD	/35	/12L
FANUC Robot M-20iD		M-20iD/25		
	Controlled axes	6		
	Max.payload at wrist	25kg	35kg	12kg
	Motion range(X,Y)	1831mm, 3461mm	1831mm, 3461mm	2272mm, 4343mm
	Repeatability	±0.02mm	±0.03mm	
	Mass	250kg		
	Installation	Floor, Upside-down, Angle		
	Matching controller	R-30iB Plus(A-, B-cabinet), R-30iB Mate Plus(standard)		
	Application	Handling, Assembling, Arc welding, Sealing, Deburring		

Small/Medium Size Robot

FANUC Robot M-20iB		/25	/25C	/35S
	Controlled axes	6		
	Max.payload at wrist	25kg		35kg
	Motion range(X,Y)	1853mm, 3345mm		1445mm, 2591mm
	Repeatability	±0.02mm		
	Mass	210kg		
	Installation	Floor, Upside-down, Angle		
	Matching controller	R-30iB Plus(A-, B-cabinet), R-30iB Mate Plus(standard)		
	Application	Handling, Assembling, Arc welding, Sealing, Deburring	Handling, Assembling, Clean room	Handling, Assembling, Arc welding, Sealing, Deburring



M-710iD/50M

M-710iC/20L

M-800iA/60

R-1000iA/80F

R-2000iC/210F

R-2000iC/165R

R-2000iD/210FH

R-2000iC/270F

Small/Medium Size Robot

FANUC Robot M-710iD		/50M	/70						
FANUC Robot M-710iC				/12L	/20L	/20M	/50S	/50H	
	Controlled axes			6				5	
	Max.payload at wrist	50kg	70kg	12kg	20kg	20kg	50kg	50kg	
	Motion range(X,Y)	2606mm, 4758mm	2104mm, 3788mm	3123mm, 5609mm	3110mm, 5583mm	2582mm, 4609mm	1359mm, 2043mm	2003mm, 3451mm	
	Repeatability	±0.06mm	±0.03mm	±0.06mm				±0.03mm	
	Mass	600kg	580kg	540kg		530kg	545kg	540kg	
	Installation	Floor, Upside-down, Angle							Floor, Upside-down
	Matching controller	R-30iB Plus(A-, B-cabinet)/R-30iB Mate Plus(standard)*							
	Application	Handling, Assembling, Arc welding, Sealing, Spot welding, Deburring, Laser cutting							Handling
	* R-30iB Mate Plus controller (standard) is not available for /50H.								

FANUC Robot M-800iA			/60
	Controlled axes	6	
	Max.payload at wrist	60kg	
	Motion range(X,Y)	2040mm, 3221mm	
	Repeatability	±0.015mm	
	Mass	820kg	
	Installation	Floor	
	Matching controller	R-30iB Plus(A-, B-cabinet)	
	Application	Laser machining, Handling, Assembling, Sealing	

FANUC Robot R-1000iA		/80F	/100F	/130F	/120F-7B	/80H
	Controlled axes	6				
	Max.payload at wrist	80kg	100kg	130kg	120kg	80kg
	Motion range(X,Y)	2230mm, 3738mm			2230mm, 3779mm	2230mm, 3465mm
	Repeatability	±0.03mm				
	Mass	620kg	665kg	675kg	790kg	610kg
	Installation	Floor, Upside-down				
	Matching controller	R-30iB Plus(A-, B-cabinet) R-30iB Mate Plus(standard)		R-30iB Plus(A-, B-cabinet)		
	Application	Handling, Assembling, Sealing, Spot welding				Handling

Large Size Robot

FANUC Robot R-2000iD		/100FH	/165FH	/210FH				
FANUC Robot R-2000iC					/165F	/210F	/240F	/125L
	Controlled axes	6						
	Max.payload at wrist	100kg	165kg	210kg	165kg	210kg	240kg	125kg
	Motion range(X,Y)	2605mm, 3315mm			2655mm, 3414mm			3100mm, 4304mm
	Repeatability	±0.05mm						
	Mass	1150kg		1090kg			1115kg	
	Installation	Floor						
	Matching controller	R-30iB Plus(A-, B-cabinet)/R-30iB Mate Plus(standard)						
	Application	Handling, Assembling, Sealing, Spot welding, Press to press handling, Deburring						

FANUC Robot R-2000iC		/270F	/210L	/165R	/210R	/270R	/100P	/100PH
	Controlled axes	6						
	Max.payload at wrist	270kg(option:300kg)	210kg	165kg	210kg	270kg	100kg	
	Motion range(X,Y)	2655mm, 3414mm	3100mm, 4304mm	3095mm, 4733mm			3540mm, 5623mm	
	Repeatability	±0.05mm						
	Mass	1320kg	1350kg	1370kg		1590kg	1470kg	1495kg
	Installation	Floor			Rack			
	Matching controller	R-30iB Plus(A-, B-cabinet)		R-30iB Plus(A-, B-cabinet) R-30iB Mate Plus(standard)		R-30iB Plus(A-, B-cabinet)		
	Application	Handling, Assembling, Sealing, Spot welding, Press to press handling, Deburring						Press to press handling

FANUC Robot R-2000iC		/190S	/220U	/190U	/210WE	
	Controlled axes	6				
	Max.payload at wrist	190kg	220kg	190kg	210kg	
	Motion range(X,Y)	2040mm, 3170mm	2518mm, 3414mm	3100mm, 4304mm	2450mm, 3415mm	
	Repeatability	±0.03mm	±0.05mm			±0.10mm
	Mass	1120kg	1020kg	1400kg	1180kg	
	Installation	Floor, Upside-down		Upside-down		Floor
	Matching controller	R-30iB Plus(A-, B-cabinet)				
	Application	Handling, Assembling, Sealing, Spot welding, Press to press handling, Deburring				Washing



M-900iB/360

M-900iB/700

M-1000iA

M-2000iA/2300

M-2000iA/1700L

M-410iC/185

P-40iA

P-350iA/45

P-250iB/15

P-1000iA

Large Size Robot

FANUC Robot M-900iB		/360	/360E	/280L	/280	/330L	/700	/700E	/400L	
	Controlled axes	6								
	Max.payload at wrist	360kg		280kg		330kg	700kg		400kg	
	Motion range(X,Y)	2655mm, 3308mm		3103mm, 4200mm		3203mm, 3539mm		2832mm, 3288mm		3704mm*, 4621mm
	Repeatability	±0.1mm								
	Mass	1540kg		1600kg	1700kg	1780kg	2800kg	3030kg	3150kg	
	Installation	Floor, Upside-down, Angle					Floor			
	Matching controller	R-30iB Plus(A-,B-cabinet)					R-30iB Plus(B-cabinet)			
	Application	Handling, Assembling, Sealing, Spot welding, Press to press handling, Deburring								

*: Wrist motion is restricted when the wrist payload is over 300kg.

FANUC Robot M-1000iA		M-1000iA	
	Controlled axes	6	
	Max.payload at wrist	1000kg	
	Motion range(X,Y)	3253mm, 4297mm	
	Repeatability	±0.10mm	
	Mass	5300kg	
	Installation	Floor	
	Matching controller	R-30iB Plus(A-,B-cabinet)	
Application	Handling		

FANUC Robot M-2000iA		/1200	/900L	/2300	/1700L
	Controlled axes	6			
	Max.payload at wrist	1200kg(option:1350kg)	900kg	2300kg	1700kg
	Motion range(X,Y)	3734mm, 4683mm	4683mm, 6209mm	3734mm, 4683mm	4683mm, 6209mm
	Repeatability	±0.18mm		±0.27mm	
	Mass	8600kg	9600kg	11000kg	12500kg
	Installation	Floor			
	Matching controller	R-30iB Plus(A-, B-cabinet)			
	Application	Handling			

Palletizing Robot

FANUC Robot M-410iC		/110		/185	/315	/500	
FANUC Robot M-410iB			/140H				/700
	Controlled axes	4	5	4			
	Max.payload at wrist	110kg	140kg	185kg	315kg	500kg	700kg
	Motion range(X,Y)	2403mm, 2238mm	2850mm, 3546mm	3143mm, 2958mm			
	Repeatability	±0.05mm					
	Mass	1030kg	1200kg	Pedestal type 1600kg*1) No pedestal 1330kg*2)	Pedestal type 2410kg*1) No pedestal 1910kg*2)	2700kg*1)	
	Installation	Floor					
	Matching controller	R-30iB Plus(A-, B-cabinet)					
	Application	Handling					

*1:Controller mass(120kg) is included. *2:Controller mass(120kg) is not included.

Paint Robot

FANUC Robot P-40iA, 350iA, 250iB		P-40iA	P-350iA/45	P-250iB/15
	Controlled axes	6		
	Max.payload at wrist	5kg	45kg	15kg
	Motion range(X,Y)	1300mm, 2308mm	2606mm, 4575mm	2800mm, 5272mm
	Repeatability	±0.06mm		
	Mass	110kg	590kg	530kg
	Installation	Floor, Upside-down, Wall, Rack, Angle	Floor, Upside-down, Wall, Rack, Angle	Floor, Upside-down, Wall, Rack, Angle
	Matching controller	R-30iB Mate Plus	R-30iB Plus (A-cabinet)	
	Application	Painting		

FANUC Robot P-1000iA		P-1000iA	
	Controlled axes	7	
	Max.payload at wrist	10kg(1500mm/s), 15kg(1200mm/s)	
	Motion range(X,Y)	3396mm, 4396mm(Metal arm)	3348mm, 4343mm(Plastic arm)
	Repeatability	±0.5mm	
	Mass	700kg	
	Installation	Wall	
	Matching controller	R-30iB Plus (A-cabinet)	
	Application	Painting	

Features of FANUC Robot

High Reliability



High Efficiency

Support Various Applications

High Reliability

Reliable

FANUC designs and manufactures all robot components with the highest quality and durability, including mechanical arms, servo motors, controllers, software, and sensors.

Predictable

Diagnostic features can inform you of conditions in which a robot may fail, allowing for preventative maintenance on the robot before a failure.

High Efficiency

Learning Robot

The Learning Robot provides smooth and high-speed motion by suppressing robot vibration. This enhances the robot's productivity and the efficiency of a production line, which contributes to reduced overall system costs. Also the Learning Robot enhances the performance of handling a heavy jig or workpiece, which causes robot vibration.



Support Various Applications

Collaborative Robot

The collaborative robot immediately and safely stops when it comes in contact with a human operator, allowing for safe operation in the same workspace without safety fences. This provides production efficiency and cost savings on labor at your factory. Additionally, lead through operation and teaching are available.



iRVision - Integrated Robot Vision

Vision hardware is integrated in the robot controller as standard. 2D compensation, 3D compensation, color sorting, error proofing, bar code reading, etc. can be realized just by connecting Camera or 3D sensor on the controller. Also, vision teaching and camera viewing can be done on the robot teach pendant.



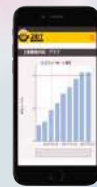
Bin Picking

The Bin Picking Robot equipped with a vision sensor automates the picking process of randomly piled parts in a bin. The parts do not need to be arranged in advance, eliminating the need for positioning fixtures. It also allows for easy part changeover. The Bin Picking Robot enables unmanned part handling in your factories.



Zero Down Time

Zero Down Time combines various functions useful for preventive maintenance and helps to improve production efficiency by controlling these functions from a centralized server. This allows failures to be "Predictable".



Easy to Repair

- Robot mechanical units are designed for easy maintenance.
- Diagnostic features can estimate causes of failure, assisting your quick repair.

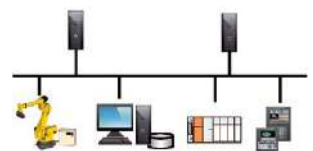
Visual Tracking

Through Visual Tracking the robot tracks and picks parts moving on a conveyor by utilizing the vision sensor located upstream. Multiple robots connected via a network can automatically divide the workload among the robots, allowing for automation in various picking and packing processes.



Network Function

OPC UA, MTConnect, Modbus communication etc. are supported. PC and PLC etc. can input/output robot data. ROS interface is also supported.



Force Sensor/Deburring-Polishing

The Six-Axis Force Sensor, equipped on the robot's wrist, enables a contouring motion of the robot tool while maintaining a designated pushing force to the part. The force-controlled robot contributes to automating processes such as deburring of machined part edges and polishing of part surfaces.









ROBOGUIDE

ROBOGUIDE is a powerful PC simulation software providing system layout, programming and accurate simulation tools for design and evaluation of various robot systems.



Controller

	R-30iB Plus Controller		R-30iB Mini Plus Controller	R-30iB Mate Plus Controller		R-30iB Compact Plus Controller
	A-Cabinet	B-Cabinet		Standard Type	Open Air Type	
						
Rated Supply Voltage	200–575V AC +10% -15% 50/60Hz ±1Hz, 3-phase		NRTL(UL1740) 110-120V AC +10% -15% 200-240V AC +10% -15% Except NRTL(IEC60204-1) 100-120V AC +10% -10% 200-240V AC +10% -15% 50/60Hz ±1Hz 1-phase	200–230V AC +10% -15% 50/60Hz ±1Hz, 1-phase/3-phase		200-240V AC +10% -15% 50/60Hz ±1Hz, 1-phase
Mass of Controller	120–140kg	180–200kg	20kg	40kg	20kg	9kg
Dimensions (W×D×H)	600x470x500	740x550x1100	410x277x370	470x322x400 470x402x400 *1	370x350x200 370x350x356 *1	440x260x85.5
Overvoltage Category / Pollution degree	Overvoltage Category III, Pollution Degree 3, IEC60664-1, IEC/UL61010-1				Overvoltage Category II, Pollution Degree 2, *2 IEC60664-1, IEC/UL61010-1	Overvoltage Category II, III *3 Pollution Degree 2, *2 IEC60664-1, IEC/UL61010-1
Protection Class	IP54				IP20	
Emergency stop	Emergency stop function Position/Speed check function		PL=e, Cat4(ISO13849-1) PL=d, Cat3(ISO13849-1)	SIL3(IEC61508) SIL2(IEC61508)		
External Memory	USB, PCMCIA		USB			
Fieldbus	FL-net, DeviceNet, PROFIBUS, PROFINET, CC-Link, CC-Link IE, EtherNet/IP, EtherCAT			FL-net, DeviceNet, PROFIBUS, PROFINET, CC-Link, EtherNet/IP, EtherCAT Open Air Type also supports CC-Link IE.		FL-net, DeviceNet, PROFIBUS, PROFINET, CC-Link, EtherNet/IP, EtherCAT

*:For the correspondence between robot models and controller, please check the description of each robot models.

*1:Dimension is varied due to robot types

*2:This controller is an open air type, and should be installed in a "Pollution degree 2" environment regulated by IEC 60664-1, IEC/UL61010-1. "Pollution degree 2" means a clean, office-like environment.

*3:Overvoltage Category II per IEC 60664-1. Overvoltage Category III per IEC/UL 61010-1.

Safety & Reliability

Industrial Standards Conformance for Safety and Environment

The FANUC Robot *i* series is manufactured at fully automated and robotized factories under strict quality control, and meets ISO:9001 certifications.

The FANUC Robot *i* series is compliant with the European, American, Korean, etc. safety standards, and has been certified with the CE, NRTL and KCs marking (with options for each specification). TÜV marking and TÜV EMC marking are attached when the European specification for the robot is chosen.



Service & Support

Excellent Maintenance Services

FANUC service team delivers customer trust and confidence based on direction of service "Maximizing Uptime", "Global Service" and "Lifetime maintenance".

Service First

Conforming to the spirit of "Service First", FANUC provides lifetime maintenance to its products for as long as they are used by customers, through more than 270 service locations supporting more than 100 countries and regions throughout the world.

Maximizing Uptime



FANUC ACADEMY

FANUC ACADEMY offer a variety of intensive robot training courses, from introductory to advanced knowledge and skills for teaching, operation, engineering and maintenance of FANUC robots and their applications. Hands-on training provides your employees with the skills needed to operate and maintain your factory automation.

FANUC CORPORATION

- Overseas Affiliated Companies
- FANUC America Corporation
- FANUC Europe Corporation, S.A.
- SHANGHAI-FANUC Robotics CO., LTD.
- KOREA FANUC CORPORATION
- TAIWAN FANUC CORPORATION
- FANUC INDIA PRIVATE LIMITED
- FANUC SINGAPORE PTE. LTD.
- FANUC THAI LIMITED
- FANUC MECHATRONICS (MALAYSIA) SDN. BHD.
- PT. FANUC INDONESIA
- FANUC OCEANIA PTY. LIMITED
- FANUC SOUTH AFRICA (PROPRIETARY) LIMITED

Phone: (+1)248-377-7000
Phone: (+352)727777-1
Phone: (+86)21-5032-7700
Phone: (+82)55-278-1200
Phone: (+886)4-2359-0522
Phone: (+91)80-2852-0057
Phone: (+65)6567-8566
Phone: (+66)2-714-6111
Phone: (+60)3-3082-1222
Phone: (+62)21-4584-7285
Phone: (+61)2-8822-4600
Phone: (+27)11-392-3610

•Headquarters 3580, Shibokusa, Oshino-mura, Minamitsuru-gun
Yamanashi, 401-0597, JAPAN
Phone: (+81)555-84-5555 <https://www.fanuc.co.jp/>

<https://www.fanucamerica.com/>
<https://www.fanuc.eu/>
<https://www.shanghai-fanuc.com.cn/>
<https://www.fkc.co.kr/>
<https://www.fanuctaiwan.com.tw/>
<https://www.fanucindia.com/>
<https://www.fanuc.com/fsp/>
<https://www.fanuc.com/fth/>
<https://www.fanuc.com/fmm/>
<https://www.fanuc.com/fin/>
<https://www.fanucoceania.com.au/>
<https://fanuc.co.za/>

- All specifications are subject to change without notice.
- No part of this catalog may be reproduced in any form.
- The products in this catalog are controlled based on Japan's "Foreign Exchange and Foreign Trade Law". The export from Japan may be subject to an export license by the government of Japan. Further, re-export to another country may be subject to the license of the government of the country from where the product is re-exported. Furthermore, the product may also be controlled by re-export regulations of the United States government. Should you wish to export or re-export these products, please contact FANUC for advice.